


# Workshop Monologue/Dialogue

## *The importance of communication*

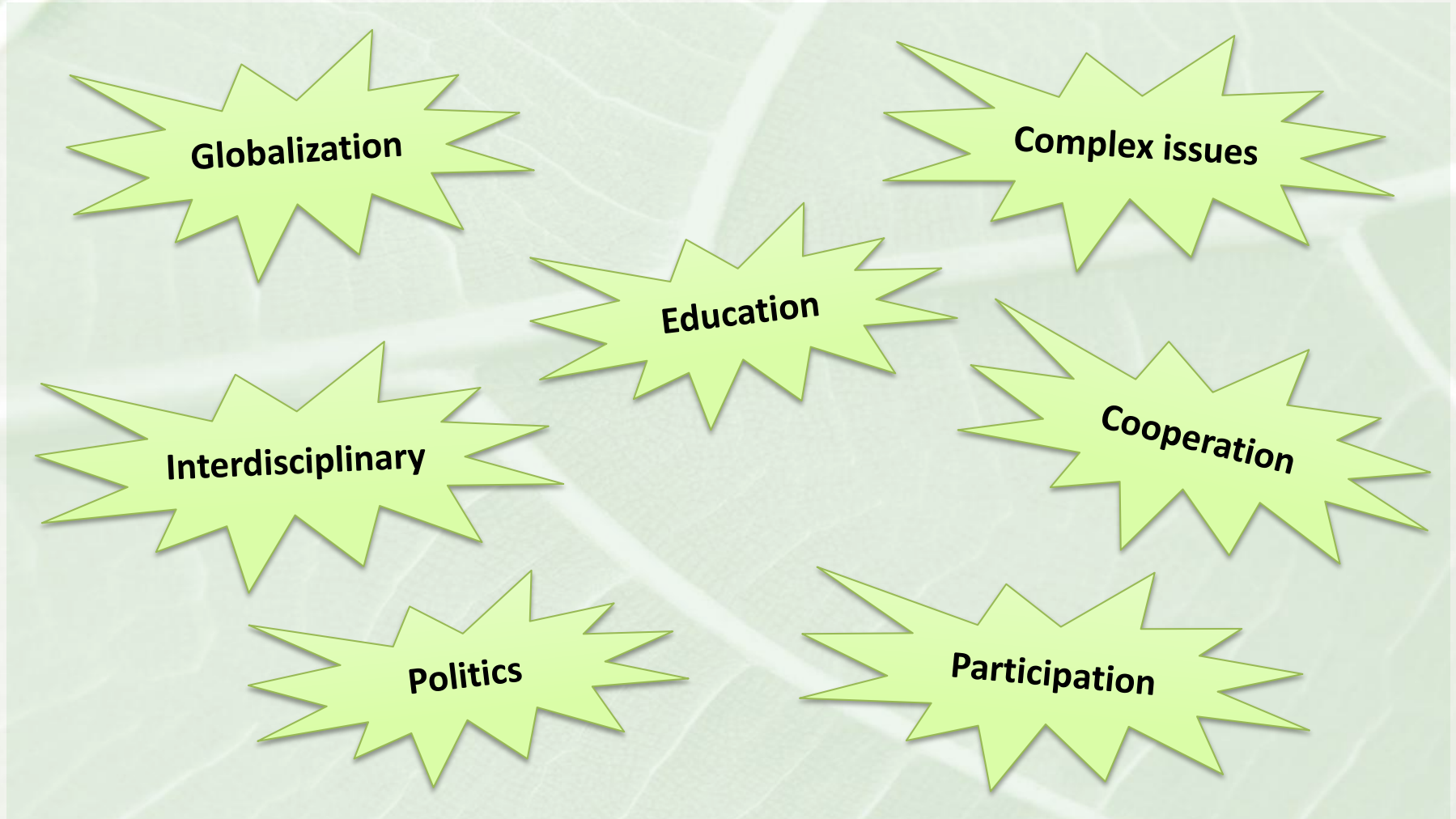
Sustainability field trip to Austria – September 2013

Graz, 9 September 2013


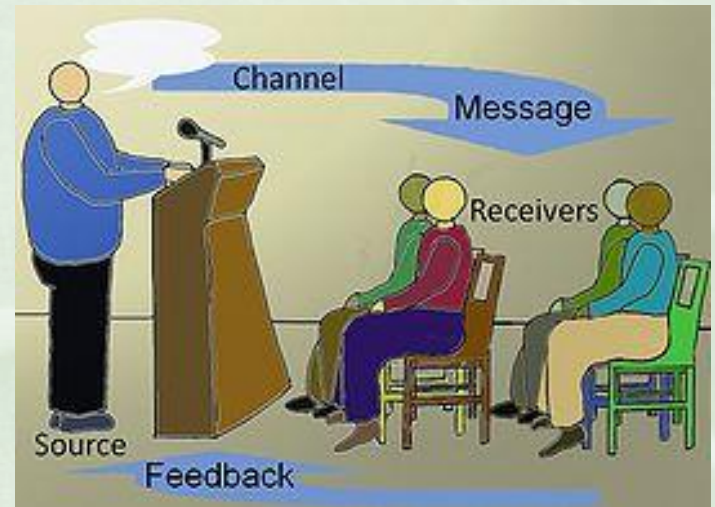
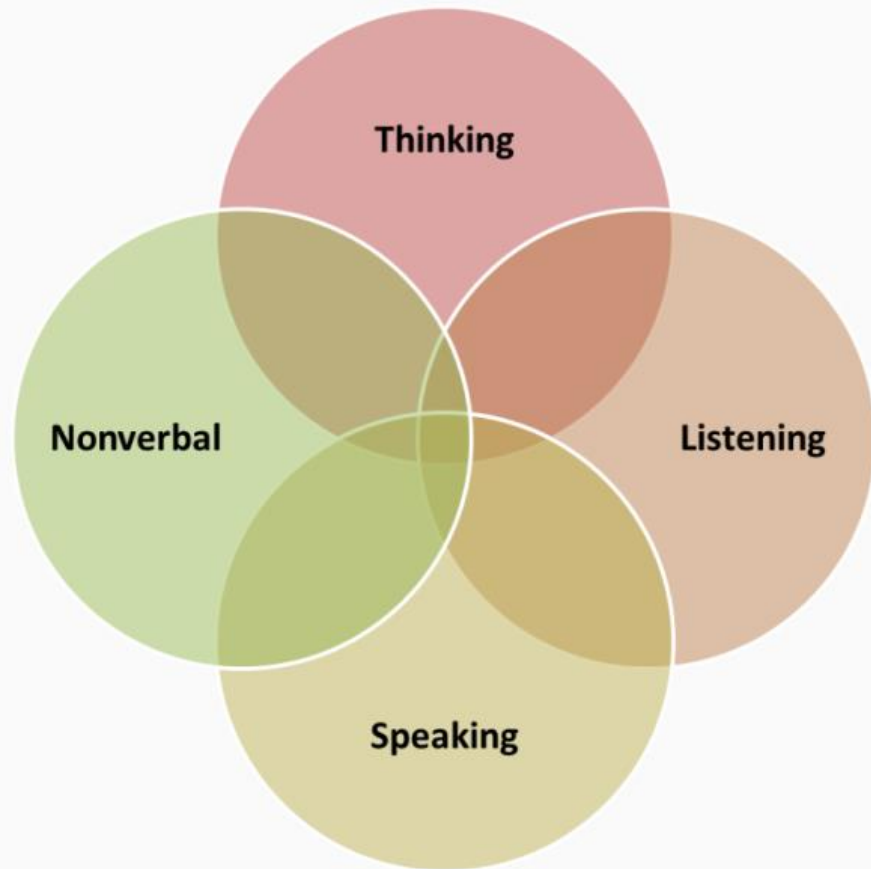
Mario Diethart & Marlene Mader, RCE Graz-Styria, University of Graz



# Communication and sustainability



# Communication



Sources: <http://www.maximumadvantage.com/communication-skills>, <http://en.wikipedia.org/wiki/Communication>, <http://legalvoice.org.uk/media//2012/09/communication-breakdown.jpg>



# Monologue/Dialogue – Objectives

## Aims of the workshop


- To illustrate the differences between monologue (or one-way communication) and dialogue (or two-way communication)
- Improve ability to carry out reflective inquiry



Source: <http://englishwithatwist.com/ShanthiBlog/wp-content/uploads/2013/05/Blog-communication-cartoon.jpg>

# Preparations


## TEAM A



Speaker A

Artist A

## TEAM B



Speaker B

Artist B

# Instructions – TEAM A

- ✓ Your team's goal is for your Artist to produce as accurately as possible, a **duplicate** of the figure on your Speaker's card.
- ✓ The Speaker will have **5 minutes** to describe the illustration, and the Artist will use that description to draw the figure.
- ✓ The **Artist may not see the diagram** that the Speaker is holding.
- ✓ The Speaker can use any words he/she wants, but isn't allowed to move his/her hands or in any other way reveal the diagram to the Artist. The Speaker can use **only words**.
- ✓ The Artist may **not ask questions**, and the Speaker must not see what the artist is doing. The Speaker will keep his/her back turned to the Artist and the drawing during the entire exercise.





# Instructions – TEAM B

- ✓ Your team's goal is for your Artist to produce as accurately as possible, a **duplicate** of the figure on your Speaker's card.
- ✓ The Speaker will have **5 minutes** to describe the illustration, and the Artist will use that description to draw the figure.
- ✓ The **Artist may not see the diagram** that the Speaker is holding.
- ✓ The Speaker can use any words he/she wants, but isn't allowed to move his/her hands or in any other way reveal the diagram to the artist. The Speaker can use **only words**.
- ✓ The Artist may **ask questions**, and the **Speaker can see** what the Artist is doing.



# Original figure





# Resume

- **Team A** demonstrated a one-way form of conversation (**monologue**) whereas **Team B** demonstrated **dialogue** with both team members being able to speak and answer questions.
- Mistake or misconceptions of **Artist A** will most likely be **uncorrected** while when Artist B makes the same mistake **Speaker B** will intervene and ask for **changes**.
- Which method did you think was more effective and why?
- On the basis of this exercise, what rules or principles would you try to use to ensure that communication is maximally effective when you are working with others to address a task or problem?
- Do you have any examples of monologue taking place instead of dialogue?

# References

- Booth Sweeney, L. & Meadows, D. (2010) The Systems Thinking Playbook – Game „Harvest“, Chelsea Green Publishing, USA, 252 p.